

Features

- Sealed, Maintenance Free.
- Using Oxygen Recombination Technology: Maintenance-free
- PbCaSn Alloy for Plate Grids: Less Gassing, Less Self-Discharging
- High Quality AGM Separator: Extend Cycle Life and Prevent Micro Short Circuit
- ABS Material: Increase the Strength off Battery Container. (Flame-Retardant ABS is Optional);
- High Purity raw Material: Ensure low Self-discharge Rate
- Silver-Coated Copper Terminals (T1, T2 terminal), Brass Insert Terminals and Lead Terminals Improve the Electric Conductivity

Applications

- All Purpose
- Uninterruptable Power Supply (UPS)
- Electric Power System (EPES)
- Emergency Backup Power Supply
- Emergency Light
- Railway Signal
- Aircraft Signal
- Alarm and Security System
- Electronic Apparatus and Equipment
- Communication Power Supply
- DC Power Supply
- Auto Control System

Constant Current Discharge (Amperes) at 25 °C

F.V./Time	5 min	10 min	30 min	1 hr	5 hr	10 hr
1.85 V/cell	45.7	35.1	19.4	12.07	3.70	2.16
1.80 V/cell	61.3	44.8	22.9	13.52	3.97	2.23
1.75 V/cell	69.2	49.3	23.8	14.14	4.08	2.29
1.70 V/cell	76.2	53.7	24.8	14.59	4.18	2.34
1.65 V/cell	84.0	58.0	26.1	14.93	4.30	2.39
1.60 V/cell	92.6	62.9	27.6	15.07	4.44	2.41

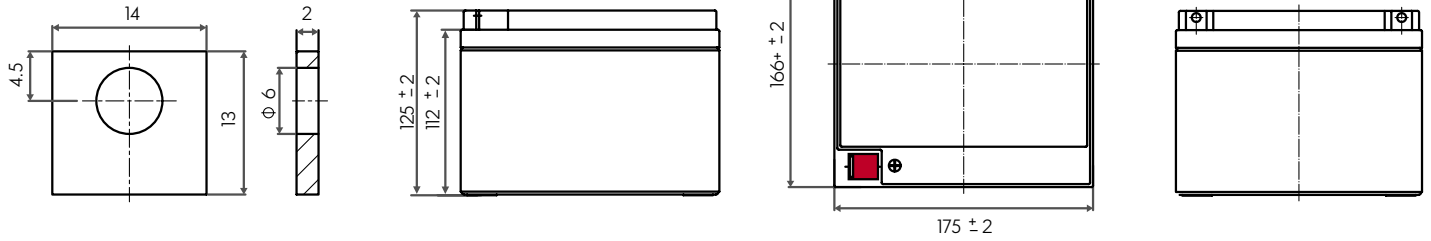
Constant Power Discharge (Watts/cell) at 25 °C

F.V./Time	5 min	10 min	30 min	1 hr	5 hr	10 hr
1.85 V/cell	83.6	64.8	37.0	23.3	7.26	4.28
1.80 V/cell	111.0	81.9	43.0	25.9	7.76	4.41
1.75 V/cell	122.5	88.5	44.3	27.0	7.93	4.52
1.70 V/cell	131.1	94.3	45.9	27.8	8.12	4.61
1.65 V/cell	142.5	100.8	48.0	28.2	8.32	4.70
1.60 V/cell	153.6	107.0	50.3	28.3	8.56	4.74



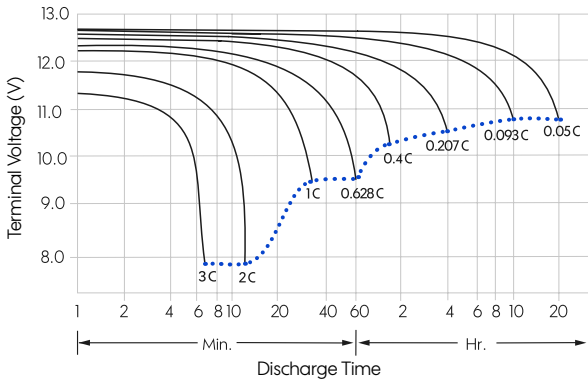
BPA-IND 24 Ah Datasheet

T3 Terminal

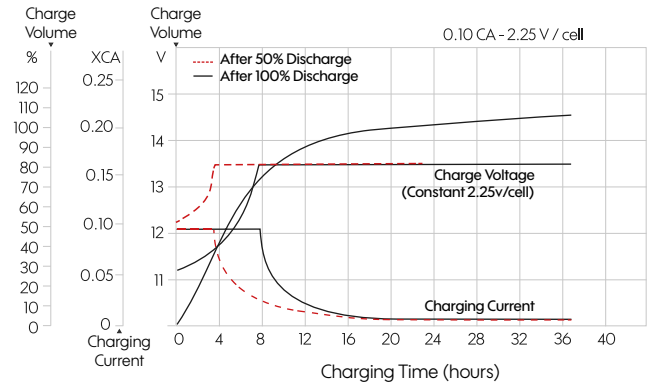


Model BPA-IND	24 Ah
Nominal Voltage	12 V
Nominal Capacity (20 hr)	24 Ah
Dimensions, length x width x height (mm)	166 (± 2) x 175 (± 2) x 125 (± 2); (125 ± 2 total height with terminal)
Weight (kg)	7.20
Terminal	T3
Container Material	ABS
Rated Capacity	24.0 Ah / 1.20 A (20 hr, 1.80 V/cell, 25 °C) 22.3 Ah / 2.23 A (10 hr, 1.80 V/cell, 25 °C) 0.4 Ah / 4.08 A (5 hr, 1.75 V/cell, 25 °C) 18.4 Ah / 6.12 A (3 hr, 1.75 V/cell, 25 °C) 15.1 Ah / 15.1 A (1 hr, 1.60 V/cell, 25 °C)
Maximum Discharge Current	360 A (5s)
Internal Resistance	14 mΩ (approx.)
Operating Temperature Range	Discharge: -15 ~ 50 °C Charge: 0 ~ 40 °C Storage: -15 ~ 40 °C
Nominal Operating Temp. Range	25 ± 3 °C
Cycle Use	Initial Charging Current less than 7.2 A, Voltage 14.4 - 15.0 V at 25 °C, Temp. Coefficient - 30 mV / °C
Standby Use	No limit on Initial Charging Current Voltage 13.5 - 13.8 V at 25 °C, Temp. Coefficient - 20 mV / °C
Capacity affected by Temperature	103% at 40 °C 100% at 25 °C 86% at 0 °C
Self Discharge	INDUSCELL batteries may be stored for up to 6 months at 25 °C and then a freshening charge is required. For higher temperatures the time interval will be shorter.

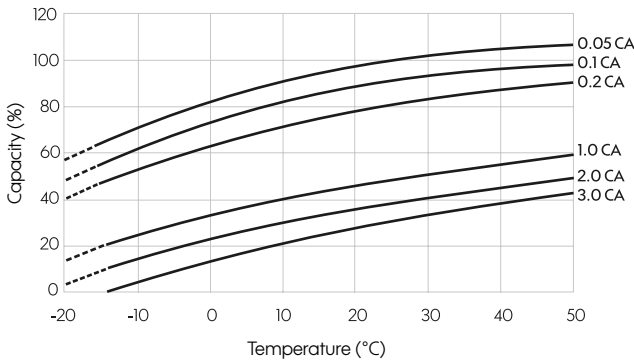
Discharge Characteristics at 25 °C



Float Charging Characteristics at 25 °C



Temperature Effects in Relation to Battery Capacity



Effect of Temperature on Long Term Float Life

