

## Features

- Sealed, Maintenance Free.
- Using Oxygen Recombination Technology: Maintenance-free
- PbCaSn Alloy for Plate Grids: Less Gassing, Less Self-Discharging
- High Quality AGM Separator: Extend Cycle Life and Prevent Micro Short Circuit
- ABS Material: Increase the Strength off Battery Container. (Flame-Retardant ABS is Optional);
- High Purity raw Material: Ensure low Self-discharge Rate
- Silver-Coated Copper Terminals (T1, T2 terminal), Brass Insert Terminals and Lead Terminals Improve the Electric Conductivity

## Applications

- All Purpose
- Uninterruptable Power Supply (UPS)
- Electric Power System (EPES)
- Emergency Backup Power Supply
- Emergency Light
- Railway Signal
- Aircraft Signal
- Alarm and Security System
- Electronic Apparatus and Equipment
- Communication Power Supply
- DC Power Supply
- Auto Control System

### Constant Current Discharge (Amperes) at 25 °C

F.V./Time	5 min	10 min	30 min	1 hr	5 hr	10 hr
1.85 V/cell	114.0	87.6	50.8	30.6	10.04	5.98
1.80 V/cell	142.7	102.5	55.7	32.7	10.47	6.21
1.75 V/cell	160.9	111.8	58.7	34.2	10.72	6.27
1.70 V/cell	177.1	120.7	61.4	35.6	10.97	6.33
1.65 V/cell	193.8	130.0	63.3	36.6	11.18	6.40
1.60 V/cell	210.1	138.2	65.0	37.5	11.38	6.48

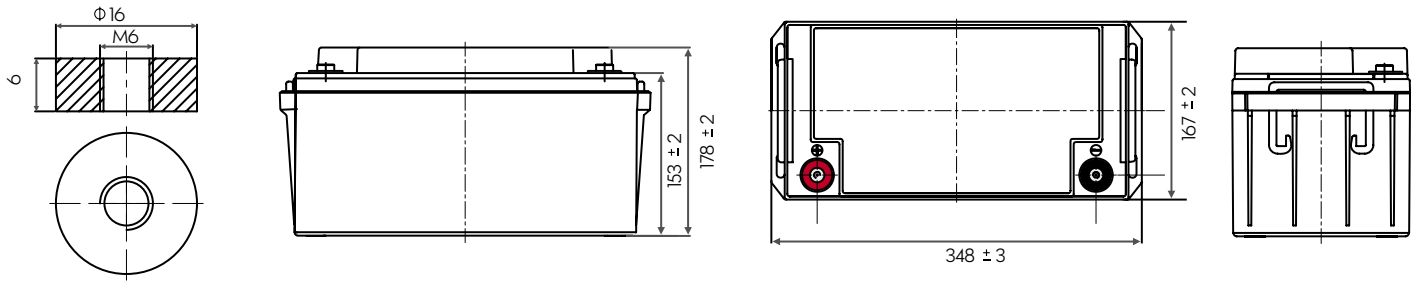
### Constant Power Discharge (Watts/cell) at 25 °C

F.V./Time	5 min	10 min	30 min	1 hr	5 hr	10 hr
1.85 V/cell	208.5	161.7	96.8	59.1	19.7	11.83
1.80 V/cell	258.1	187.0	104.6	62.8	20.4	12.27
1.75 V/cell	284.8	200.8	109.3	65.3	20.9	12.38
1.70 V/cell	304.9	211.9	113.6	67.7	21.3	12.49
1.65 V/cell	328.8	226.2	116.3	69.1	21.6	12.61
1.60 V/cell	348.4	235.0	118.4	70.5	21.9	12.74



# BPA-IND 65 Ah Datasheet

## T6 Terminal

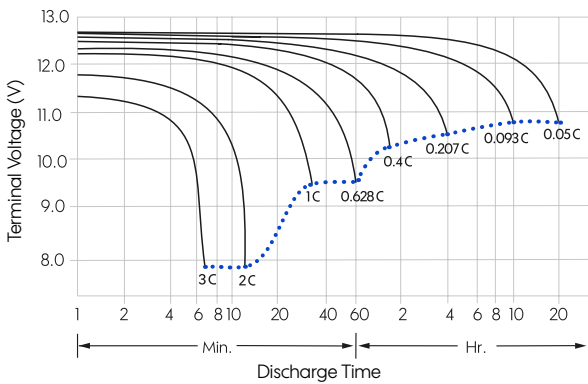


### Modelo BPA-IND

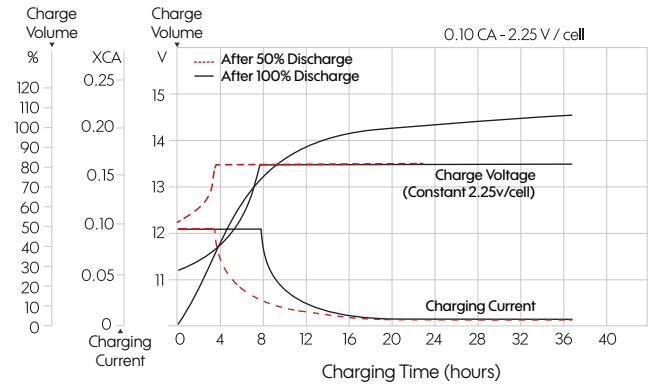
### 65 Ah

Nominal Voltage	12 V
Nominal Capacity (20 hr)	65 Ah
Dimensions, length x width x height (mm)	348 (±3) x 167 (±2) x 178 (±2); (178 ± 2 total height with terminal)
Weight (kg)	19.20
Terminal	T6
Container Material	ABS
Rated Capacity	65.0 Ah / 3.25 A (20 hr, 1.80 V/cell, 25 °C)   62.1 Ah / 6.21 A (10 hr, 1.80 V/cell, 25 °C)   53.6 Ah / 10.72 A (5 hr, 1.75 V/cell, 25 °C) 45.8 Ah / 15.3 A (3 hr, 1.75 V/cell, 25 °C)   37.5 Ah / 37.5 A (1 hr, 1.60 V/cell, 25 °C)
Maximum Discharge Current	780 A (5s)
Internal Resistance	7.3 mΩ (approx.)
Operating Temperature Range	Discharge: -15 ~ 50 °C   Charge: 0 ~ 40 °C   Storage: -15 ~ 40 °C
Nominal Operating Temp. Range	25 ± 3 °C
Cycle Use	Initial Charging Current less than 19.5 A, Voltage 14.4 ~ 15.0 V a 25 °C, Temp. Coefficient- 30 mV / °C
Standby Use	No limit on Initial Charging Current Voltage 13.5 ~ 13.8 V a 25 °C, Temp. Coefficient - 20 mV / °C
Capacity affected by Temperature	103% at 40 °C   100% at 25 °C   86% at 0 °C
Self Discharge	INDUSCELL batteries may be stored for up to 6 months at 25 °C and then a freshening charge is required. For higher temperatures the time interval will be shorter.

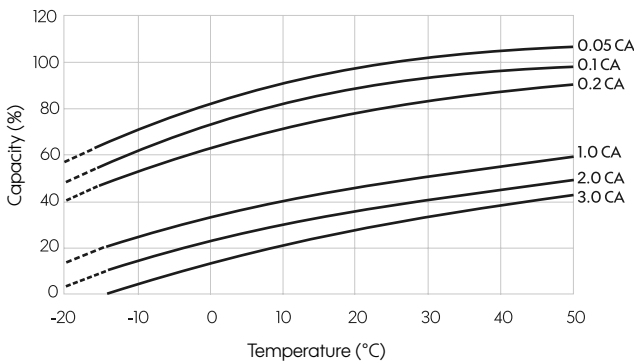
### Discharge Characteristics at 25 °C



### Float Charging Characteristics at 25 °C



### Temperature Effects in Relation to Battery Capacity



### Effect of Temperature on Long Term Float Life

